
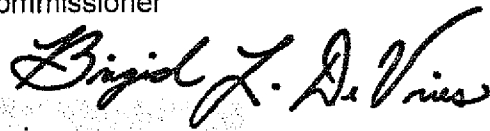


Kentucky High School Athletic Association

To: Superintendent, Principal, and Athletic Director

From: Louis Stout, Commissioner 
Brigid L. DeVries, Executive Assistant Commissioner

Date: May 1, 2002




Subject: 2001-2002 Annual Report Forms Submission

School: Spencer County High School

Enclosed please find a copy of Form T-65, The 2001-2002 Annual Report Forms Checklist. In addition, you may find an attachment with corrected copies of the forms submitted by your school personnel. Please review this information so the forms can be completed accurately in the future. Also, KHSAA Audit Staff may have requested a re-submission of some of the 2001-2002 Annual Report Forms or need additional information on your athletic programs. Please submit this information by the date requested if this is applicable. Copies and all KHSAA Title IX documents must be kept current and included in your permanent Title IX File at the school. All documents are subject to Open Records Requests.

Should you need any further information, please do not hesitate to call anytime.



Memo

To: KHSAA Member School Superintendents, Principals, and Athletic Directors

From: Louis Stout, Commissioner
Brigid L. Devries, Executive Assistant Commissioner

Date: April 29, 2002

Re: 2002 Title IX Forms Submission

School	Spencer County	Reviewed by	Phyllis Catlett
--------	----------------	-------------	-----------------

The following is a status report regarding the required 2001 - 2002 Title IX submission of forms due in to the KHSAA office by April 15, 2002. Appropriate audit personnel have reviewed these forms and the following is a summary of this review.

I. Checklist of Forms properly submitted in a satisfactory manner:

<input checked="" type="checkbox"/>	GE 19 (Annual Verification)	<input checked="" type="checkbox"/>	T-35 (Budget Expenses)
<input checked="" type="checkbox"/>	T-1 (Summary Program Chart 1)	<input checked="" type="checkbox"/>	T-36 (Budget Expenses)
<input checked="" type="checkbox"/>	T-2 (Summary Program Chart 2)	<input checked="" type="checkbox"/>	T-41 (Checklist – Overall Interscholastic Program)
<input checked="" type="checkbox"/>	T-3 (Summary Program Chart 3)	<input checked="" type="checkbox"/>	T-60 (Corrective Action Plan)
<input checked="" type="checkbox"/>	T-4 (Summary Program Chart 4)	<input checked="" type="checkbox"/>	T-63 (Interscholastic Survey Results)

II. Status

A.		2001 – 2002 Forms are satisfactory and no further information or action is necessary at this time.
B.	<input checked="" type="checkbox"/>	Errors have been noted with respect to the following forms and corrected copies are being returned to you for placement in your Title IX file to ensure proper submission in the future. <u>Form T-1 (see attached)</u>
C.		The following forms were omitted and must be submitted by school representatives.
D.	<input checked="" type="checkbox"/>	Other Recommendation and Comments: <u>Have a good summer.</u>

APR 10 2002



**2001-2002 KENTUCKY HIGH SCHOOL ATHLETIC ASSOCIATION
ANNUAL VERIFICATION OF TITLE IX PROCEDURES
(To be submitted by April 15, 2002 along with other required forms)**

The SPENCER COUNTY High School, TAYLORSVILLE, Kentucky
(Name of High School) (City)

certifies to the Kentucky High School Athletic Association that the following is an accurate and true representation of the facts surrounding compliance with Title 20, U.S.C. Titles 1681-1688, et. Seq. (also known as Title IX)

I certify the following provisions in accordance with records at the school contained in the permanent Title IX file, and to the best of my knowledge have completed the following tasks. (All boxes must be checked)

Established a gender equity committee at the high school. (list committee personnel and provide attachment if necessary)

Name	Address	Phone	Title
Terry Skaggs	1198 Fairgrounds Rd	477-5846	Parent, Business Person
Linda Tichenor	8072 Mt Washington Rd	477-5008	SBDM Member
Valerie Waller	Spencer Co Middle School	477-3260	Coaching Staff
Brian Walters	Spencer Co High School	477-3255	Coaching Staff
Jimmy Stewart	545 Grays Run Rd	477-2755	School Board Member
Patricia Coffey	316 Early Wyne Drive	477-1101	Parent
Courtney Hall	Spencer Co High School	477-3255	Student
Ryan Fields	Spencer Co High School	477-3255	Student

Scheduled a minimum of three meetings during the 2001-2002 school year on the following dates:

November 20, 2001	December 6, 2001
February 25, 2002	June date TBA

Designated the following person(s) as the Title IX coordinator for the school/district:

David A Shelburne Athletic Director 967 East River Rd (502)477-8069
Name Title Asst. Principal Address Taylorsville Phone
Ky 40071

School personnel are continuing to make periodic reviews of the boys and girls athletics program reflected in the Corrective Action Plan.

In addition to the above information, the above referenced school maintains a complete permanent file relative to Title IX records including copies of the self-assessment audit, all corrective action plans, and other related materials.

Robert DeBorja
Principal's Signature

April 9 2002
Date

David Hedder
Superintendent Signature

Victoria Woodlett
School Board Chairpersons' Signature

(Send original copy to KHSAA - Maintain duplicate in Title IX school folder)

2001-2002
ACCOMMODATION OF INTERESTS AND ABILITIES
SUMMARY PROGRAM CHART 1

KHSAA
 Form T1
 Rev. 07/01

Participation Opportunities Test One

		(Column 1)	(Column 2)	(Column 3)	(Column 4)
	Program	Enrollment	Percentage of Total Enrollment	Number of Interscholastic Participants (double and triple count)	Percentage of Total Participation
Row 1	GIRLS	302	48.3%	119	39.4% *
Row 2	BOYS	323	51.7%	150	46.4% *
Row 3	Totals	625	100%	269	100%

Instructions:

*Number of 8th grade students & below used in Column 4 calculations if applicable: girls 32 boys 25

- Determine the total number of girls enrolled, (place in Row 1, Column 1). Determine the total number of boys enrolled, (place in Row 2, Column 1).
- Add the total number of girls and boys enrolled to determine total enrollment, (place in Row 3, Column 1).
- Calculate the percentage of total enrollment that is female. (Divide Row 1, Column 1 by row 3, Column 1 and place in Row 1, Column 2.) Calculate the percentage of total enrollment that is male. (Divide Row 2, Column 1 by Row 3, Column 1 and place in Row 2, Column 2.) Note: Row 1, Column 2 plus Row 2, Column 2 should total 100%.
- Ask the head coaches to review the most updated eligibility or squad lists for their teams. Ask coaches to confirm the names of those individuals who are on the team as of the first **date of competition**, and cross out the names of those who were cut from the team or quit the team prior to the first competitive event. Determine the total number of interscholastic athletics participants that are girls, (and place in Row 1, Column 3). In order to determine the total number of athletics participants, an individual should be counted each time he or she participates on a team. For example, if Jane Doe competes on the varsity volleyball team, the junior varsity volleyball team, the junior varsity basketball team, and the varsity softball team, she should be counted as four participants (**do not include club or intramural sports participants, cheerleaders, dance teams, or pom squads**). Calculate the same way for boys and girls. * In addition, should 8th grade students and below play on a Freshman, Junior Varsity, or Varsity team, they should also be counted for each team and sport on which they participate. If applicable, please asterisk the above notation as to how many 8th grade students & below are included. Using the same procedure, determine the total number of interscholastic athletic participants that are boys, (and place in Row 2, Column 3). Add Row 1, Column 3 plus Row 2, Column 3 to get total participants and place in Row 3, Column 3.
- Calculate the percentage of female participation. (Row 1, Column 3 divided by Row 3, Column 3 and place in Row 1, Column 4.) Calculate the percentage of male participation. (Row 2, Column 3 divided by Row 3, Column 3 and place in Row 2, Column 4.) Note: Row 1, Column 4 plus Row 2, Column 4 should total 100%.

Note: While being within three percent is not a formal compliance standard; if the percent listed in Row 1, Column 4 is within 3% of Row 1, Column 2, then it provides a good target within which compliance is likely.

Principal's Signature: Robert Dittman Date: 4/9/02

2001-2002
ACCOMMODATION OF INTERESTS AND ABILITIES
SUMMARY PROGRAM CHART 2

KHSAA
 Form T2
 Rev. 07/01

Participation Opportunities Test Two

		Column 1	Column 2	Column 3	Column 4	Column 5	
Program		Number of Teams Currently Offered	Number of Participants	Number of Teams Added in Last Five Years	Number of Participants Added in Last Five Years	Percent of Total Participation By Sex Added in Last 5 Years	
GIRLS	Row 1	varsity:	4	43	1	4	9.3%
	Row 2	j.v.:	3	47	1	24	51.1%
	Row 3	frosh:	2	29	0	0	0%
	Row 4	total:	9	119	2	28	23.5%
BOYS	Row 5	varsity:	5	68	1	16	23.5%
	Row 6	j.v.:	3	43	1	13	30.2%
	Row 7	frosh:	2	39	0	0	0%
	Row 8	total:	10	150	2	29	19.3%

- 1) List the number of interscholastic teams offered for girls and boys at each competitive level (for example, varsity, junior varsity, and freshman levels). Total each of the entries in Column 1 into Row 4, Column 1 and Row 8, Column 1.
- 2) List the number of interscholastic teams that have been added in the last five years at each competitive level. Total each of the entries in Column 3 into Row 4, Column 3 and Row 8, Column 3.
- 3) List the number of participants that are currently on each level of the teams that were added in the last five years. Total each of the entries in Column 2 into Row 4, Column 2 for girls and Row 8, Column 2 for boys. If a team was added previously but no longer exists, there are no current participants to be added for that team.
- 4) List the number of participants added in the last 5 years. Total each of the entries made in Column 4 into Row 4, Column 4 for girls and Row 8, Column 4 for boys.
- 5) Calculate the percentage of participants that have been added in the last five years (Column 4 divided by Column 2 on each line). For example, if girls' varsity soccer (22 participants), junior varsity soccer (18 participants), junior varsity golf (8 participants), and freshman softball (15 participants) have been added in the last five years, then 63 participation opportunities have been added for girls. If the total number of female participants in the program is 96 (taken from Form T-1, Row 1, Column 3), then 65.6% of the current opportunities (63 of 96) have been added in the last five years. Perform similar calculations for male participants.

Note: If the percentage of current participants added in the last five years is 25% or greater, compliance with test two may be possible. If less than 25%, then compliance with test three should be analyzed. **CAUTION:** 25% is not a formal compliance standard.

Principal's Signature: Robert D. [Signature] Date: 4/9/02

2001-2002
ACCOMMODATION OF INTERESTS AND ABILITIES
SUMMARY PROGRAM CHART 3

Participation Opportunities Test Three

For any question answered "YES" identify the respective sport(s).

	GIRLS (Yes / No)		BOYS (Yes / No)
1. Is there an intramural team offered in a sport not now available in the interscholastic athletics program? (YES or NO)	NO		NO
2. For a sport <u>not</u> currently offered, is there sufficient interest to form a viable interscholastic team based on participation on an intramural team or community recreation teams? (YES or NO)	NO		YES FOOTBALL
3. For a sport <u>not</u> currently offered, is there sufficient interest to form a viable interscholastic team with the interscholastic survey.	YES VOLLEYBALL		YES FOOTBALL
4. For a sport currently offered, is there interest to form a viable team for a junior varsity, freshman, or other intramural level that is not currently offered? (YES or NO)	NO		NO
5. If you answered YES to question (1), (2), (3) or (4), are there enough high schools in your geographic area offering the sport (at the appropriate level) to allow for the development of a reasonable schedule of competition. (YES or NO)	YES		YES

Principal's Signature: _____

Rhett DeLong

Date: _____

4/9/02

2001-2002
ACCOMMODATION OF INTERESTS AND ABILITIES
SUMMARY PROGRAM CHART 4

KHSAA
 Form T4
 Rev. 07/01

Levels of Competition Test One

		(Column 1)	(Column 2)
	Team Levels	GIRLS	BOYS
Row 1	Total Number of Athletics Participants in All Levels	119	150
Row 2	Number of Varsity Teams Offered	4	5
Row 3	Number of Participants on all Varsity Teams	43	68
Row 4	Percentage of Total Varsity Participants By Sex	36.1%	45.3%
Row 5	Number of Junior Varsity Teams Offered	3	3
Row 6	Number of Participants on all Junior Varsity Teams	47	43
Row 7	Percentage of Total Junior Varsity Participants By Sex	39.5%	28.7%
Row 8	Number of Freshman Teams Offered	2	2
Row 9	Numbers of Participants on all Freshman Teams	29	39
Row 10	Percentage of Total Freshman Participants By Sex	24.4%	26%

- 1) Copy the number entered on Form T1, Row 1, Column 3 and place on Row 1, column 1 of this form.
- 2) Copy the number entered on Form T1, Row 2, Column 3 and place on Row 1, column 2 of this form.
- 3) List the number of teams at the varsity, junior varsity, and freshman levels for boys and girls (Rows #2,5,8) and place in the proper boxes in columns 1 and 2.
- 4) List the number of teams at the varsity, junior varsity, and freshman levels for boys and girls (Rows #3,6,9) and place in the proper boxes in columns 1 and 2.
- 5) Calculate the percentage of female and male participants at each level. (Rows #4,7,10)
 - Divide Row 3, Column 1 by Row 1, Column 1, and place the percentage in Row 4, Column 1.
 - Divide Row 3, Column 2 by Row 1, Column 2, and place the percentage in Row 4, Column 2.
 - Divide Row 6, Column 1 by Row 1, Column 1, and place the percentage in Row 7, Column 1.
 - Divide Row 6, Column 2 by Row 1, Column 2, and place the percentage in Row 7, Column 2.
 - Divide Row 9, Column 1 by Row 1, Column 1, and place the percentage in Row 10, Column 1.
 - Divide Row 9, Column 2 by Row 1, Column 2, and place the percentage in Row 10, Column 2.

Principal's Signature: Robert DeBony Date: 4/9/02

**2001-2002
BUDGETED AND ACTUAL EXPENDITURES - PROGRAM COMPARISON CHART
TO INCLUDE BOOSTER CLUB FUNDING**

	equipment and supplies		travel		awards		coaches' salaries (to include supplemental and extended employment)		facilities improvements		publications (if sport-specific)	
	B	E	B	E	B	E	B	E	B	E	B	E
G basketball		\$867.		\$1002.		\$646.	\$8659.	\$8659.		\$125.		
B basketball		\$867.		\$1401.		\$723.	\$8659.	\$8659.		\$125.		
G softball		\$867.					\$3228.	\$3228.				
B baseball		\$867.					\$3228.	\$3228.				
G cross country												
B cross country												
G golf		\$425.		\$509.		\$125.	\$645.	\$645.				
B golf		\$425.				\$125.	\$645.	\$645.				
G soccer		\$866.		\$452.		\$174.	\$2050.	\$2050.		\$36.		\$3.
B soccer		\$866.		\$452.		\$174.	\$2050.	\$2040.		\$36.		\$3.
G swimming												
B swimming												

Other

\$150.

\$150.

\$140.

\$50.

\$130.

\$130.

"B" is for budgeted dollar amounts and "E" is for actual dollar expenditures. Expenditures should include items provided by third parties such as Booster Clubs.

Principal's Signature: *Robert Aubrey* Date: 9/9/02

2001-2002

KHSAA
Form T36
REV. 07/01

BUDGETED AND ACTUAL EXPENDITURES - PROGRAM COMPARISON CHART 2
TO INCLUDE BOOSTER CLUB FUNDING

Teams	equipment and supplies		travel		awards		coaches' salaries (to include supplemental and extended employment)		facilities improvements		publications (if sport-specific)	
	B	E	B	E	B	E	B	E	B	E	B	E
G track												
B track												
G tennis		\$425.						\$1000.				
B tennis		\$425.						\$1000.				
G volleyball												
B wrestling												
G (list sport)												
B (football)												
G (list sport)		\$425.		\$357.		\$222.		\$1909.				\$45.
B (list sport)		\$425.		\$357.		\$222.		\$1909.				\$45.

"B" is for budgeted dollar amounts and "E" is for actual dollar expenditures. Expenditures should include items provided by third parties such as Booster Clubs.

Principal's Signature: *Robert Dutton*

Date: *4/9/02*

2001-2002 KHSAA TITLE IX ATHLETICS AUDIT

KHSAA
Form T41
Rev. 07/01

Checklist - Overall Interscholastic Athletics Program

Areas of Compliance	ADVANTAGE TO (Respond based on Internal Evaluation by checking the appropriate column.)		
	GIRLS' PROGRAM	BOYS' PROGRAM	NEITHER PROGRAM
Equipment and Supplies			XX
Scheduling of Games and Practice Time			XX
Travel and Per Diem Allowances			XX
Coaching			XX
Locker Rooms, Practice and Competitive Facilities			XX
Medical and Training Facilities and Services			XX
Publicity			XX
Support Services			XX
Athletic Scholarships			--
Tutoring			--
Housing and Dining Facilities and Services			--
Recruitment of Student Athletes			--

Principal's Signature: Robert Dillberg Date: 4/9/02

School Name: Spencer County High School

2001-2002

School Year: 2001-2002

TITLE IX

Principal's Signature: *[Signature]*

ADDITIONAL CORRECTIVE ACTION PLAN

Date: 2-28-02

To complete this form, indicate the intended area which needs corrective action, the suggested change and time table for implementation. You may copy this form as needed. Please attach corrective action plans along with audit forms and submit by April 15, 2002.

ITEM FOR CORRECTION	SUGGESTED CHANGE	TIME TABLE FOR CORRECTIVE ACTION
Increase girls participation	Begin girls Volleyball team	Begin 2002-- 2003 (Board of Education Stipend Request)
Softball Press Box	Construct Softball Press Box	To complete by 2004
Increase girls golf team membership	Sponsor clinics for 7-12	Continue in 2002-2003

- An explanation (status report) is needed for all areas identified previously as items for correction as well as all areas currently identified as items for correction. This form shall be typed.

Principal's Signature: *Robert S. Duffrey*

Date: April 9, '02

Status Report for Title IX Corrective Action Plan 2001-02

Evening Meeting held to identify if genuine interest in volleyball. Several parents and students showed up for meeting. Additional students signed up at school that said they would try-out. Response was very positive. Timetable moved up to 02-03 School Year to begin Girls Volleyball. Stipend Request for coaches sent to March SBDM meeting. If approved-Request will be sent on to the Board of Education for funds to cover the hiring of a Varsity and JV Coach for the sport.

Meeting held with the Head Coach to make him aware of the need for a Press Box for Softball. Plans are to begin work on the press box in the Fall of 2002. Must file BG-1 and get Board approval.

Several days of tryouts-clinics held in 2001 to increase girls golf participation without success. The tryouts-clinics will continue in the 02-03 school year.



2001-2002 INTERSCHOLASTIC ATHLETICS SURVEY

Summary Of Student Responses

School Name: Spencer County High School

School Enrollment: 635

Date: 01-24-2002

Completed By: David A Shelburne

Instructions:

1. Summarize the Student Athletics Interest Surveys Form T-61 by listing the total number of responses on the line next to each sport.
2. Under the Other Category please provide a listing of the sports as well as the number of students who are interested in participating.
3. Please sign and date the Summary Form (T-63) and mail the Summary Form only to the KHSAA by April 15, 2002. Do not mail the student surveys (Form T-61). However, these Forms should be maintained in your files in the event they are requested subsequently.

590 Number of Surveys

463 Total Returned *12*

8-11 Grades Surveyed

How Was The Survey Administered? 8th grade Homerooms 9th - 11th grades - Class Mtgs

Fall Sports (List Total Number of Participation Responses)

12 Cross Country (Girls)

12 Cross Country (Boys)

15 Field Hockey (Girls)

189 Football (Boys)

5 Golf (Girls)

27 Golf (Boys)

27 Soccer (Girls)

26 Soccer (Boys)

98 Volleyball (Girls)

12 Volleyball (Boys)

Winter Sport (List Total Number of Participation Responses)

54 Basketball (Girls)

92 Basketball (Boys)

46 Gymnastics (Girls)

17 Indoor Track (Girls)

21 Indoor Track (Boys)

64 Swimming & Diving (Girls)

18 Swimming & Diving (Boys)

68 Wrestling (Boys)

Spring Sport (List Total Number of Participation Responses)

<u>93</u>	Baseball (Boys)
<u>42</u>	Fast Pitch Softball (Girls)
<u>23</u>	Slow Pitch Softball (Girls)
<u>53</u>	Tennis (Girls)
<u>31</u>	Tennis (Boys)
<u>22</u>	Track (Girls)
<u>13</u>	Track (Boys)

Other Sports (From Student Survey T-61 Question 10)

Name of Sport	Number of Students Interested In Participating
<u>LaCrosse</u>	<u>10</u>
<u>Dance</u>	<u>21</u>
<u>Cheerleading</u>	<u>6</u>
<u>Racquetball</u>	<u>1</u>
<u>Bowling</u>	<u>5</u>
<u>Archery</u>	<u>2</u>
<u>Trap/Shooting</u>	<u>2</u>
<u>Squash</u>	<u>1</u>
<u>Field Hockey</u>	<u>4</u>
<u>Rugby</u>	<u>5</u>
<u>Waterpolo</u>	<u>2</u>
<u>Skating</u>	<u>1</u>
<u>Cricket</u>	<u>1</u>
<u>Hockey</u>	<u>2</u>
<u>Skateboarding</u>	<u>5</u>
<u>Soccer Indoor</u>	<u>2</u>
<u>Gymnastics (boys)</u>	<u>1</u>
<u>Fencing</u>	<u>1</u>
<u>Paintball</u>	<u>2</u>
<u>Steerwrestling</u>	<u>1</u>
<u>Ult Frisbee</u>	<u>1</u>

Number of Students who participate in Intramural Sports.

(From Student Survey T-61 Question 5)

<u>Sport</u>	<u>Number</u>
<u>Volleyball</u>	<u>48</u>
<u>Basketball</u>	<u>52</u>
<u>Softball</u>	<u>32</u>
<u>Soccer</u>	<u>3</u>
<u>Football</u>	<u>3</u>
<u>Tennis</u>	<u>2</u>
<u>Track</u>	<u>1</u>
<u>Dance</u>	<u>1</u>
<u>Baseball</u>	<u>9</u>
<u>Cheerleading</u>	<u>1</u>

List Intramural Sports students are interested in adding:

(From Student Survey T-61 Question 6)

<u>Sport</u>	<u>Number</u>
<u>Football</u>	<u>81</u>
<u>Wrestling</u>	<u>6</u>
<u>Soccer</u>	<u>17</u>
<u>Golf</u>	<u>4</u>
<u>Swimming</u>	<u>7</u>
<u>Tennis</u>	<u>6</u>
<u>Boys Gymnastics</u>	<u>1</u>
<u>Fastpitch Softball</u>	<u>2</u>
<u>Kickball</u>	<u>1</u>
<u>Badmittib</u>	<u>2</u>
<u>Hockey</u>	<u>2</u>
<u>Track</u>	<u>4</u>
<u>Waterpolo</u>	<u>1</u>
<u>Volleyball</u>	<u>20</u>
<u>Cross Country</u>	<u>2</u>
<u>Ice Hockey</u>	<u>1</u>
<u>Pool</u>	<u>1</u>
<u>Basketball</u>	<u>11</u>
<u>Cheerleading</u>	<u>4</u>
<u>Bike Racing</u>	<u>1</u>
<u>Flag Football</u>	<u>3</u>
<u>Baseball</u>	<u>8</u>
<u>Fencing</u>	<u>1</u>
<u>Bowling</u>	<u>1</u>
<u>Hacky Sack</u>	<u>4</u>
<u>Field Hockey</u>	<u>1</u>
<u>Powder Puff</u>	<u>1</u>
<u>LaCross</u>	<u>4</u>
<u>Dance</u>	<u>4</u>
<u>Ping Pong</u>	<u>1</u>

Participation in Non-School Sports Activities
(From Student Survey T-61 Question 7)

Sport		Number	
Golf	2	Track	2 2
Basketball	39	Horseback riding	4
Soccer	10	Skateboarding	3
Baseball	12	Softball	12
Volleyball	8	Hunting Fishing	4
Dance	1	Pool	3
Football	14	Tractor Pulling	1
Bowling	2	Hockey	1
		Hacky Sack	1
		Wrestling	2
		Karate	5
		Skiing	2
		Running	1
		Tennis	1
		Gymnastics	7
		Cheerleading	1

Reasons for not participating in interscholastic athletics.
(From Survey Question 8)

Response	Number
----------	--------

- 31 I prefer other activities such as band, chorus, etc.
- 69 I don't have time
- 25 The practice schedules and game times are inconvenient
- 62 The sport I like isn't offered
- 15 It's too expensive
- 9 I prefer to participate in club or intramural sports
- 35 Working
- 12 Other

Too many clicks, don't like sports, strong religious convictions need more time for that, lazy, people that play reject newcomers was not good enough, parents won't let me, grades, don't like getting in front of people, no transportation, nervous in front of better players.

Student Suggestions to encourage participation

Get a football team, do it for extra credit, pep rally, get more sports so more kids can play, free food, promote other sports besides basketball, have activities during school, make it less expensive, use as a credit, not as many practices lower cost, make it a class so everyone can play-not just the best players, offer rewards for winning games, emphasize physical fitness, emphasize fun, not just winning emphasize making new friends, teach kids how to play, offer more sports for girls It keeps grades up because you have to make good grades to play, have more variety


Principal's Signature

April 9, '02
Date